



Shelf Support Iron

IX□-2E

Instruction Manual

This is an accessory part for Labrico series only. This item can be used with the Labrico series for DIY.

Please prepare a Phillips screwdriver for the installation. The shelf plate length must not exceed 47.3 inches (120 cm) when using 2×4 lumber as a shelf plate. The shelf plate length must not exceed 39.4 inches (100 cm) when using 1×4 lumber as a shelf plate.

When installing multiple shelf plates, the total working load must not exceed 264.5 lbs (120 kg). (The working load includes the weight of the shelf plate itself.)



WARNING

To ensure safe and proper use of the product , read these instructions before use. Failure to follow these precautions and instructions could result in serious injury and/or property damage. Keep this manual nearby so that it can be referred to anytime during installation or use of the product. Instructions are also available on our company website at <https://heianshindo.com>.



Precautions to Prevent Injury or Damage

- Failure to obey these precautions may cause serious injury and/or property damage.
- Keep children away from the product while assembling or installing it. This is to avoid accidental ingestion of small parts, and injuries resulting from tripping on a component.
- Do not modify or paint the product.
- When installing and using the product, observe the following:
 - This product is only for indoor use. Do not use this product outside.
 - Do not use the product in areas subject to high temperatures, direct sunlight, high humidity or direct contact with water, or outdoors or in bathrooms.
 - Proper mounting and installation may not be possible if the wood used is curved or warped.
 - Be sure to support the shelf plate at both ends.
 - Use the product within the indicated working

load capacity shown below.

- When hanging things on the lumber, apply a load that is evenly distributed.
- Avoid applying shock loads to lumber such as pulling it down strongly, shaking it, climbing up or hanging from it.
- Discontinue use immediately if any damage or abnormalities are found.

- Do not store valuable, breakable or hazardous objects on the lumber.

- Deodorants, air fresheners, cosmetics, hairdressing liquids, acid detergents, alkaline detergents, oils and organic solvents (benzene, thinner, etc.) can deteriorate the product. In case of contact, immediately clean the product and remove these substances.

Parts Description

Shelf Support (2pcs)



Screws (8pcs)

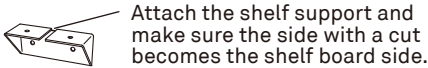
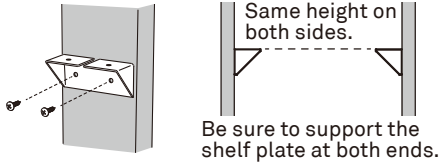


Installation Procedures

01

Fix the shelf support to the mounting surface with using the supplied screws through the two screw holes. Attach a shelf support to the opposite mounting surface at the same height, so that the shelf will be level.

- Follow above safety precautions during installation.



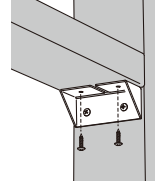
Note:

Be careful not to overtighten the screws.

If the screws is overtightened, the screw will start to turn freely and it will not be possible to fix the shelf support firmly.

02

Place a shelf plate with the appropriate length on top of the shelf supports and fix it to each support with two screws from underneath.



Note:

Attach the shelf plate horizontally.

03

Before use, check to be sure it is secured in place.

Lumber Types / Working Load

Working Load per a shelf plate	Length of a shelf plate
2x4 Up to 66.1lbs / 30kg	Up to 47.3in. / 120cm
2x6 Up to 66.1lbs / 30kg	Up to 47.3in. / 120cm
1x4 Up to 22lbs / 10kg	Up to 39.4in. / 100cm
1x6 Up to 33lbs / 15kg	Up to 39.4in. / 100cm
1x8 Up to 44lbs / 20kg	Up to 39.4in. / 100cm

When installing multiple shelf plates, the total working load must not exceed 264.5 lbs (120 kg). (The working load includes the weight of the shelf plate itself.)

The working load capacity may decrease because of installation location, the wood to be used and installation condition. As a result, the indicated working load capacity is not a guaranteed value but is shown here for reference only.

© We will not compensate for failures, damage, and injuries due to things such as natural disasters, deterioration, alteration, inappropriate use, or failure to follow these instructions.

* We make every effort to manufacture products to ensure that they are free of defects. However, in case you find it defective, please contact the retailer where you purchased it.

* In order to improve quality, the specifications and/or appearance are subject to change without prior notice.

* The color tone on the package is for reference and may differ from the actual color of the product.

Material Indication	
Body Steel (Epoxy resin coating)
Screws Steel (Plating) / Baking finish

MADE IN CHINA DESIGNED IN JAPAN N240215



HEIAN SHINDO KOGYO CO., LTD.

<http://www.heianshindo.com>